







Feniscowles EYFS Yearly Overview  
Text Based Curriculum  
*Progression and Sequence*

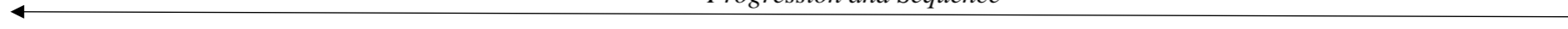
Curriculum Area	Autumn 1 Marvellous Me	Autumn 2 What do we celebrate?	Spring 1 Who lives in a house like this?	Spring 2 New life and changes	Summer 1 Who wears a hat like this?	Summer 2 Going on our holidays
<b>English (Literacy/ PD/ Communication and Language C&amp;L)</b> <b>Non-Fiction Fiction Rhymes</b>	 <b>We are family:</b> Heggarty <b>We are going on a Bear Hunt:</b> Michael Rosen <b>The Squirrels who Squabbled:</b> Rachel Bright <ul style="list-style-type: none"> <li>Name writing – First name</li> <li>Initial sounds</li> </ul>	 <b>Diwali:</b> Publisher, acorn <b>Where the Poppies Now Grow:</b> Hilary Robinson <b>The Grumpy Badger's Christmas –</b> Bright & Chapman <b>The Nativity –</b> Guillan & Grainger <ul style="list-style-type: none"> <li>Name Writing – Full name</li> <li>CVC words</li> <li>Simple sentence writing</li> </ul>	 <b>The Three Little Pigs:</b> Nick Sharratt <b>The Magic of Clay:</b> Adalucía <b>A Place Called Home:</b> lonely planet kids pub <ul style="list-style-type: none"> <li>Simple sentences using capital letters, finger spaces, full stops.</li> <li>Drawing illustrations and captions to support our storytelling (story line)</li> </ul>	 <b>Lola plants a garden –</b> McQuinn <b>Jack and the beanstalk –</b> Alperin <ul style="list-style-type: none"> <li>Simple sentences using capital letters, finger spaces, full stops, conjunction “and”</li> <li>Orally retelling our own narratives</li> <li>3 Step instruction writing</li> </ul>	 <b>You must bring a hat:</b> Philip & Hindley <b>I want my hat back:</b> Klassen <b>Coco Chanel:</b> Little People, Big Dreams <b>The Queens Hat:</b> <ul style="list-style-type: none"> <li>Simple sentences using capital letters, finger spaces, full stops, conjunction “and” Introduction into exclamation mark in Oral retelling.</li> <li>Introduction into writing our own narratives including a beginning middle and end.</li> </ul>	 <b>The Naughty Bus –</b> Oke <b>Violet the pilot –</b> Breen <ul style="list-style-type: none"> <li>Planning, writing and editing our own narratives.</li> <li>Introduction into written responses to comprehension questions they have read.</li> </ul>
<b>Maths</b> 	Numbers to 5 Comparing Groups within 5 Shapes (2D and 3D)	Number Bonds within 5 Change within 5 Space 3D and 2D Shape	Numbers to 10 Comparing numbers within 10 Combining 2 groups to find the whole Measure	Number bonds to 10 Subtraction Exploring Patterns	Number – Addition and Subtraction Number and Place Value Multiplication and Division Properties of shape	Number and place value Addition and Subtraction Measurement: Time
<b>Understanding the World (UW)</b>						
<b>Science (UW)</b>	Harvest Hibernating Animals Simple body parts Healthy eating Seasons- Autumn	Our Changing World, the local environment: Fantastic Fruit and Vegetables	Greenland: animals and weather Homes (warmth, shelter) Home Types (Semi-detached, Detached, Bungalow, Caravans)	Waterproof Materials Floating and Sinking Growing Biology: Animals and Plants: What does an Earthworm do? Is all of a plant green? The Life Cycle of a Chicken	Materials Investigating Boats	What is in the sky? (Physics) What is happening to the trees?
<b>Geography (UW)</b>	School environment Introduction to maps Our journey to school (verbally re-tell) Autumn walk- seasonal changes Weather	Following maps: a short journey (beebots/Concrete resources) Locating key areas around the school, toilets, library, playground on a map.	Greenland, Inuits Where we live – Blackburn, Feniscowles, Address (Comparison)	Science Focus this half term Geography Cross Curricular Beebots, directional (Computing) Rosies Walk (P.E).	The Royal Family People who help us Coco Chanel Our Aspirations	London landmarks London Underground Underground Maps
<b>History (UW)</b>	My Family My Home Growing up	Remembrance Bonfire night	New houses and Old Bookmarks: Victorian Era	Science Focus this half term History within the provision	The Royal Family Queen Elizabeth King Charles Coco Chanel	Planes in the past Orville and Wilbur Wright
<b>R.E (UW)</b>	Which stories are special and why?	Which people are special and why?  Christmas Diwali	Which places are special and why?  Kaffemik Chinese New Year	Which times are special and why?  Easter	Where do we belong?  Coco Chanel	What is special about our world?
Expressive Arts and Design (EAD)						







Skills & Knowledge  
(Including National curriculum Breakdown)

# Feniscowles EYFS Yearly Overview

## Text Based Curriculum

Progression and Sequence




 <b>Art (EAD)</b>	Kapow: Drawing, Marvellous Marks	Kapow: Painting and Mixed Media paint my world. -collage, transient art Artist: Megan Coyle	Kapow: Sculpture and 3D Creation Station Sculptor: Beth Cavener, Nick Bibby or Julie Wilson .	Kapow: Craft and Design, lets get crafty! Cutting, threading, joining, refining drawing and painting.	Kapow: Painting, Salt Painting	Kapow: Drawing Painting and mixed media Sculpture Chie Hitotsuyama Artists
 <b>Design &amp; Technology (EAD)</b>	Kapow: Structures, junk modelling	Kapow: Food, Soup	Kapow: Textiles, Exploring Threading and Weaving	Kapow: Structures, floating and sinking, exploring materials	Kapow: Structures, creating boats	Kapow: Food, Rainbow Salad
 <b>Music (EAD)</b>	<b>Charanga- Me</b> Nursery rhymes and action songs	<b>Charanga- My Stories</b> Nursery rhymes and action songs	<b>Charanga- Everyone</b> Nursery rhymes and action songs	<b>Charanga- Our World</b> Nursery rhymes and action songs	<b>Charanga- Big Bear Funk</b> Nursery rhymes and action songs	<b>Charanga- Reflect, Rewind &amp; Replay</b> Consolidate learning from throughout the year
Other Curriculum Areas						
<b>Computing</b>	<b>Computer Systems and Networks:</b> 1)Key Boards 2)Logging in and out 3) Mouse Control 4)Mouse Control 5) Clicking 6)Mouse Control- Clicking and dragging	<b>Programming, all about Instructions:</b> 1)Following instructions 2)Giving simple instructions 3)Dressing up instructions 4)Debugging instructions 5)Predictions	<b>Programming: Beebots</b> 1)Understanding Arrows 2)Introducing the Beebot 3)Simple Beebot Programming 4) Understanding Algorithms	<b>Programming: Using Beebots</b> 1)following instructions 2) Programming a Bee-bot. 3)learn how to give simple commands. 4)learn to debug instruction 5)Algorithms	<b>Data Handling, an introduction to data:</b> 1)Loose Parts play 2)Sorting ourselves	<b>Data Handling, an introduction to data:</b> 3)Yes or no? 4)Creating a branching database 5) Exploring Pictograms
 <b>Online Safety</b>	Online Safety Strand: <i>Health, Well-being and Lifestyle</i>  Which rules are fair?	Online Safety Strand: <i>Online Bullying</i>  Spot the Difference	Online Safety Strand: <i>Privacy and Security</i>  Who can help me?	Online Safety Strand: <i>Self-Image and Identity</i>  Responses and Reactions	Online Safety Strand: <i>Online Reputation</i>  Keep me informed	Online Safety Strand: <i>Copyright and Ownership</i>  Whose is this?
 <b>P.E (PD)</b>	<b>P.E Passports:</b> Mini Beasts Fundamental Movement Skills Write Dance	<b>P.E Passports:</b> Jack and the Beanstalk Rumble in the Jungle Fundamental Movement Skills Write Dance	<b>P.E Passports:</b> Transport Elmer Fundamental Movement Skills Write Dance	<b>P.E Passports:</b> Rosies Walk P.E Passports: Very Hungry Caterpillar Fundamental Movement Skills	<b>P.E Passports:</b> Super Worms Castles Fundamental Movement Skills	<b>P.E Passports:</b> Fundamental Movement Skills Seaside
 <b>P.S.H.E</b>	<b>Jigsaw</b> -Being me in my world. Who me How am I feeling today? Being at School Gentle Hands Our Rights Our Responsibilities  My Keyworker My new friends Transition from nursery	<b>Jigsaw:</b> Celebrating Difference What am I good at? I'm special, I'm me! Families Houses and Homes Making friends Standing up for yourselves	<b>Jigsaw:</b> Dreams and Goals Challenge Never Giving up Setting a goal Obstacles and support Flight to the future	<b>Jigsaw:</b> Everybody's Body! We like to Move it Move it! Food Glorious Food! Sweet Dreams Keeping Clean Stranger Danger	<b>Jigsaw:</b> Relationships! My Family and Me! Make friends, make friends, never ever break friends! Falling out and bullying Being the best friend, we can be	<b>Jigsaw:</b> Changing me! My body Respecting my body Growing up Fun and fears Celebration  Transition to year 1
<b>British Values (PSHE)</b>	<b>Respect-</b> We value respect by showing good behaviour and polite manners  <b>Responsibility-</b> We value our responsibility within our community	<b>Kindness-</b> We value kindness as it helps to build friendships  <b>Diversity-</b> We value diversity by respecting everyone's differences	<b>Loyalty-</b> We value loyalty because it means we can trust and depend on each other  <b>Team work-</b> We value team work as together we learn	<b>Honesty-</b> We value honesty by always telling the truth and taking responsibility for our actions <b>Forgiveness-</b> We value forgiveness as it shows strength of character	<b>Effort-</b> We value effort as it shows our determination to succeed  <b>Determination-</b> We value determination so we can tackle difficulties in school and in life	<b>Courage-</b> We value courage as taking risks helps us to become confident people

Skills & Knowledge  
(Including National curriculum Breakdown)

# Feniscowles EYFS Yearly Overview

## Text Based Curriculum

*Progression and Sequence*



<b>Cultural Capital</b> (Cohort Specific: Edited throughout the Year)	Woodland Walk Feeding the Ducks	Christmas Dinner Pantomime Church Visit Hindu Visitors (Diwali)	Chinese New Year Walk to the Park	Growing and planting on the allotment Visit to Tesco Easter Stay and Learn	Visit from people who help us: police, shop keepers, nurses ect	A trip to the Beach A journey on a Bus
--	------------------------------------	--	--------------------------------------	---	--	---

Skills & Knowledge  
(Including National curriculum Breakdown)

